




























Beam angle	20°, OV, 9°, 37°, 28°
CCT	RGBW, 5000K, 4000K, 3500K, 3000K, 2700K
Luminaire color	Titan/Grey
Current (mA)	700mA
Power (W)	8.2W
IP rating	IP67
Luminaire dimension	46 x 105 x 96
Power supply	Separate Available
Voltage (V)	12V
Lumen	792Lm
CRI	CRI90

Variationer

SKU	Beam angle	CCT
 410213	20°	RGBW
 410212	20°	5000K
 410211	20°	4000K
 410231	OV	RGBW
 410210	20°	3500K
 410209	20°	3000K
 410208	20°	2700K
 410207	9°	RGBW
 410206	9°	5000K
 410205	9°	4000K
 410204	9°	3500K
 410203	9°	3000K
 410202	9°	2700K
 410230	OV	5000K
 410229	OV	4000K
 410228	OV	3500K
 410227	OV	3000K
 410226	OV	2700K
 410225	37°	RGBW
 410224	37°	5000K
 410223	37°	4000K
 410222	37°	3500K
 410221	37°	3000K
 410220	37°	2700K
 410219	28°	RGBW
410218	28°	5000K
410217	28°	4000K
410216	28°	3500K
410215	28°	3000K
410214	28°	2700K